

Data - June 2011


Data from Growth by Design

Selected charts and graphs from the Center for an Urban Future's June 2011 report which detailed the powerful economic impact of New York's architecture and design sectors. It showed that New York has far more designers than any other U.S. city, but concluded that far more could be done to harness the sector's growth potential.

image not readable or empty
images/uploads/Growth_by_Design_-_Info.png

image not readable or empty

/images/uploads/Growth_by_Design_-_1_-_Top_US_Cities_by_Number_of_Design_Firms_2009.PNG







Image not readable or empty
/images/uploads/Growth_by_Design_-_3_-_Top_US_Metro_Areas_by_Number_of_Practicing_Designers_2009.PNG







Image not readable or empty

/images/uploads/Growth_by_Design_-_6_-_Domestic_and_International_Revenues_for_New_Yorks_Top_Ten_Architecture_Firms_2005-2009.PNG


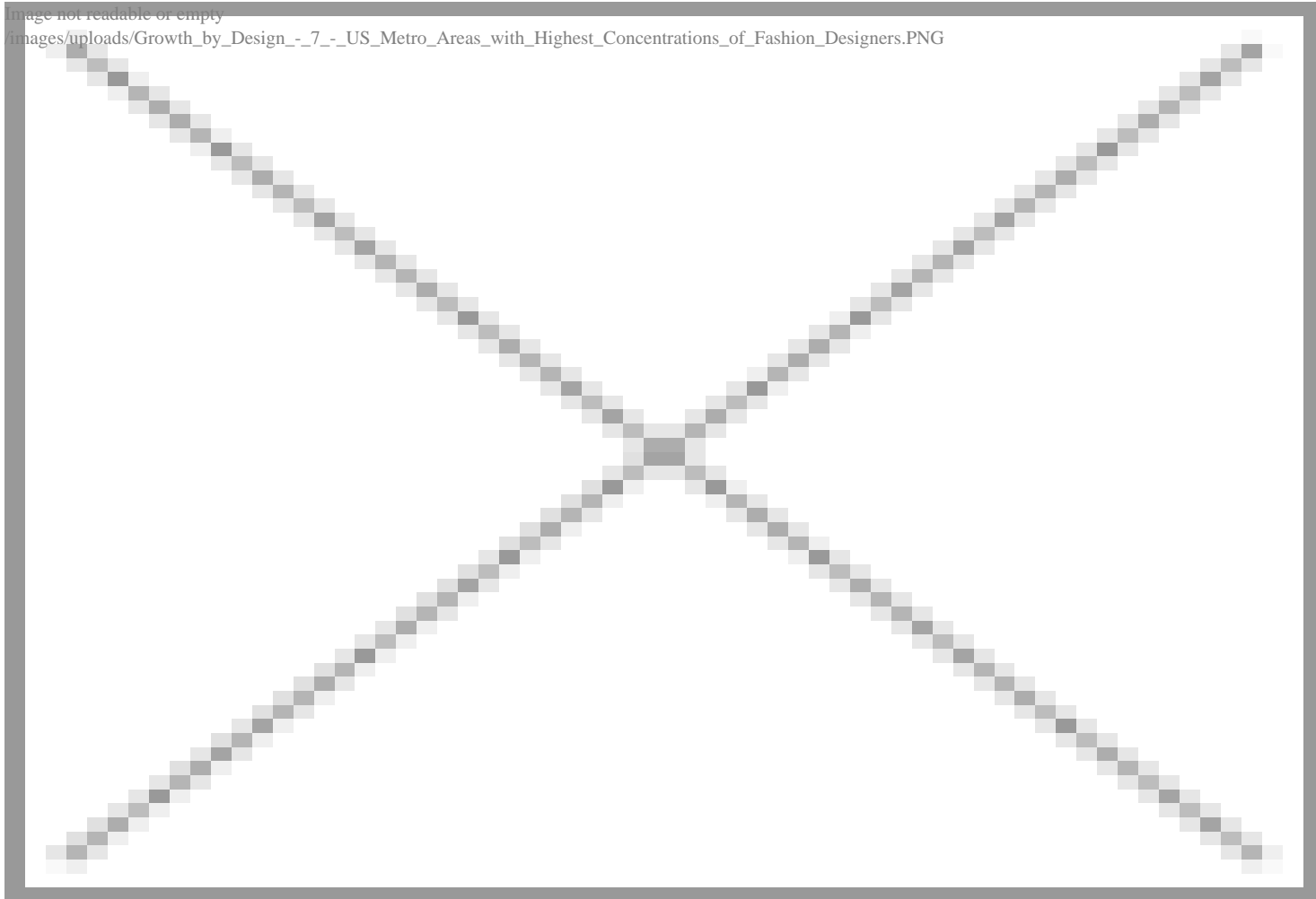


Image not readable or empty

images/uploads/Growth_by_Design_-_7_-_US_Metro_Areas_with_Highest_Concentrations_of_Fashion_Designers.PNG



CENTER FOR AN URBAN FUTURE

120 Wall Street, 20th Floor, New York, NY 10005

cuf@nycfuture.org © All Rights Reserved.