

Data - February 2011

Data from Behind the Curb

Selected charts and graphs from the Center for an Urban Future's major February 2011 report which found that a disproportionate share of the city's recent job growth, transit ridership gains and population growth have occurred in the four boroughs outside of Manhattan. However, transit service in the boroughs has not kept pace-and the biggest losers have been the city's working poor.

Image not readable or empty
/images/uploads/Behind_the_Curb_-_1_-_Outer_Borough_Commuter_Growth_by_Destination





image not readable or empty
images/uploads/Behind_the_Curb_-_3_-_Mean_Commute_Time_for_Public_Transportation_Riders_1990vs2000.PNG



image not readable or empty
images/uploads/Behind_the_Curb_-_4_-_Average_Bus_Speeds_NYC_vs_Other_Major_US_Cities.PNG



Image not readable or empty

/images/uploads/Behind_the_Curb_-_5_-_Total_Running_Time_Before_and_After_BRT_Improvements_BX12.PNG




image not readable or empty
images/uploads/Behind_the_Curb_-_6_-_Commuters_from_the_Bronx.png




image not readable or empty
images/uploads/Behind_the_Curb_-_7_-_Commuters_from_Brooklyn.png




image not readable or empty
images/uploads/Behind_the_Curb_-_8_-_Commuters_from_Manhattan.png






image not readable or empty
images/uploads/Behind_the_Curb_-_9_-_Commuters_from_Queens.png





RELATED PRESS

[New Yorkers have the longest workweek, commute in the country, according to a study](#)

amNY, by Dan Rivoli, March 18, 2015



CENTER FOR AN URBAN FUTURE
120 Wall Street, 20th Floor, New York, NY 10005

cuf@nycfuture.org © All Rights Reserved.