


Data - June 2011

## Data from End of an ARRA


Selected charts and graphs from the Center for an Urban Future's June 2011 report on how ARRA funds were spent and what the end of this funding stream means at a time when countless New Yorkers are still out of work.

Image not readable or empty  
images/uploads/End\_of\_an\_ARRA\_-\_1\_-\_New\_York\_City\_WIA\_Workforce\_Funding\_2002-2010.PNG




---

Image not readable or empty  
/images/uploads/End\_of\_an\_ARRA\_-\_2\_-\_SBS\_Workforce\_Funds\_2005-2014.PNG




---

Image not readable or empty  
/images/uploads/End\_of\_an\_ARRA\_-\_3\_-\_DYCD\_ARRA\_Funding.PNG



---

Image not readable or empty  
/images/uploads/End\_of\_an\_ARRA\_-\_4\_-\_SBS\_ARRA\_Funding.PNG



CENTER FOR AN URBAN FUTURE  
120 Wall Street, 20th Floor, New York, NY 10005

[cuf@nycfuture.org](mailto:cuf@nycfuture.org) © All Rights Reserved.