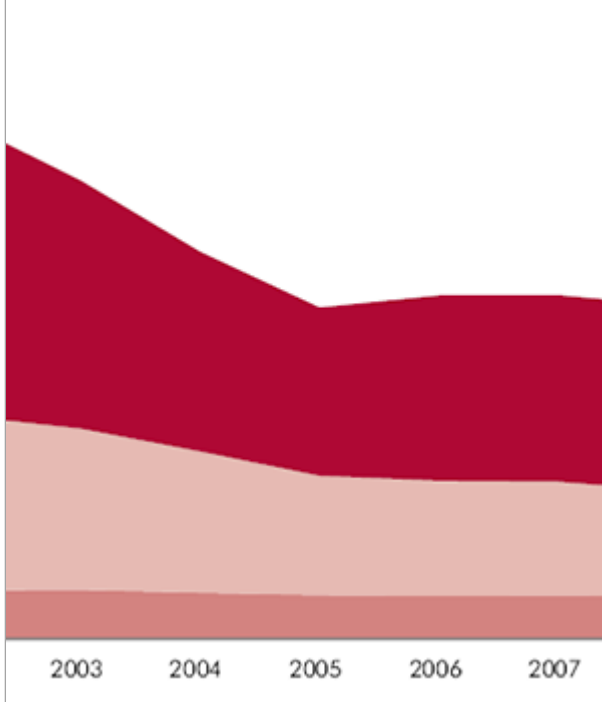



Chart 3: Children in Care by Age Group,



Data - September 2011


## Data from Fostering Careers

Selected charts and graphs from the Center for an Urban Future's major September 2011 study which revealed that an alarming share of young people who age out of New York City's foster care system are failing to obtain and hold on to jobs, and that part of the problem is that city government and foster care agencies are either not adequately focused on providing workforce preparation services to these youngsters or not equipped to do so.




---

image not readable or empty  
images/uploads/Fostering\_Careers\_-\_1\_-\_Employment\_to\_Population\_Ratio\_of\_Teens\_Ages\_16-19\_in\_the\_US\_June\_2000\_to\_June\_2010\_Selected\_Years



---


image not readable or empty  
images/uploads/Fostering\_Careers\_-\_2\_-\_Youth\_out\_of\_School\_Ages\_16-24\_by\_Employment\_Status\_2007\_and\_2009.PNG



---

Image not readable or empty

/images/uploads/Fostering\_Careers\_-\_3\_-\_Children\_in\_Care\_by\_Age\_Group\_2001-2010.PNG






Image not readable or empty

/images/uploads/Fostering\_Careers\_-\_5\_-\_Time\_from\_Foster\_Care\_Discharge\_to\_Shelter\_Entry\_Youth\_Discharged\_in\_2004.PNG





Image not readable or empty

/images/uploads/Fostering\_Careers\_-\_6\_-\_Comparison\_of\_foster\_youth\_and\_all\_students\_in\_8th\_Grade\_Performaing\_at\_or\_above\_Grade\_Level\_in\_Eng





## RELATED PRESS

[The take: Homelessness — What the foster care system can do to decrease youth homelessness](#)

*The Daily* , by Cassi Flint, January 28, 2015



CENTER FOR AN URBAN FUTURE  
120 Wall Street, 20th Floor, New York, NY 10005

[cuf@nycfuture.org](mailto:cuf@nycfuture.org) © All Rights Reserved.