

Data - November 2011

Data from Mobility Makers

Selected charts and graphs from the Center for an Urban Future's November 2011 report on NYC's community colleges. The report found that community colleges are crucial platforms for economic mobility in today's knowledge economy, but showed that too few of those enrolled in these institutions actually graduate.





Image not readable or empty

/images/uploads/Mobility_Makers_-_1_-_Value_of_Raising_Graduation_Rate_of_2009_Freshman_Class_at_CUNY_Community_Colleges_by_10_Percent







Image not readable or empty

images/uploads/Mobility_Makers_-_4_-_Six_Year_Graduation_Rate_by_Program_of_Study_CUNY_Community_College_System.PNG




Image not readable or empty

/images/uploads/Mobility_Makers_-_5_-_Sixyear_Graduation_Rate_by_Institution_CUNY_Community_College_System.PNG




Image not readable or empty

images/uploads/Mobility_Makers_-_6_-_Profile_of_CUNY_Community_College_Students.PNG




image not readable or empty
/images/uploads/Mobility_Makers_-_7_-_Change_in_Fudning_FY00-FY09_CUNY_Community_College_System_per_Full_time_equivalent.PNG




image not readable or empty
images/uploads/Mobility_Makers_-_8_-_Total_Personal_Income_by_Educational_Attainment_Level_Ages_25-29_NYC.PNG




Image not readable or empty

/images/uploads/Mobility_Makers_-_9_-_Total_Lost_Tax_Receipts_for_2004_and_2009_Cohorts_CUNY_Community_College_System.PNG





Image not readable or empty
images/uploads/Mobility_Makers_-_10_-_Public_Funding_for_Community_College_Students_by_Major_Source_2009.PNG



CENTER FOR AN URBAN FUTURE
120 Wall Street, 20th Floor, New York, NY 10005

cuf@nycfuture.org © All Rights Reserved.