

Data - November 2014

NYC's Growing Self-Employed Population

New York City is now home to nearly a quarter million self-employed workers, and this segment of the workforce increased by 31 percent between 2000 and 2012. As of 2012, 6.5 percent of the city's working adults were self-employed, up from 5.7 percent in 2000.


New York City is now home to nearly a quarter million self-employed workers, and this segment of the workforce increased by 31 percent between 2000 and 2012. As of 2012, 6.5 percent of the city's working adults were self-employed, up from 5.7 percent in 2000.



Brooklyn alone has 72,503 self-employed workers, more than any other borough. Manhattan (67,580 self-employed) and Queens (66,763) have a nearly identical number of self-employed workers, while the Bronx has 31,035 and Staten Island has 9,144. While the number of self-employed workers in Brooklyn increased by a whopping 57.7 percent over the last 12 years, it was the Bronx that experienced the largest percentage increase in its self-employed population during this period. The number of self-employed grew by 87.3 percent in the Bronx. Between 2000 and 2012, the self-employed population also spiked in Queens (+ 38.0 percent) and Staten Island (+20.1 percent) but declined in Manhattan (-2.8 percent). In Manhattan, however, self-employed workers comprise a larger share of the workforce (7.9 percent) than in any other borough.

New York City has a greater self-employment rate (6.5 percent) than New York State (6.0 percent) and the United States (6.3 percent). However, among the 10 most populous US cities, New York has the fourth highest self-employment rate, with Los Angeles first (11.3 percent self-employment rate), followed by San Diego (7.7 percent) and Houston (7.3 percent). Among the 10 largest cities, Philadelphia (3.9 percent) and Chicago (4.6 percent) have the lowest self-employment rates.

Growth in NYC's Self-Employed, 2000 - 2012

	Self-employed, 2000	Self-employed, 2012	Change 2000 - 2012	% Change 2000 - 2012
NYC	188,054	247,025	58,971	31.4%
Brooklyn	45,971	72,503	26,532	57.7%
Manhattan	69,517	67,580	-1,937	-2.8%
Queens	48,383	66,763	18,380	38.0%
Bronx	16,572	31,035	14,463	87.3%
Staten Island	7,611	9,144	1,533	20.1%





Source: U.S. Census Bureau, 2008-2012 American Community Survey & 2000 US Census. Data is for "self-employed workers in own not-incorporated businesses".

RELATED PRESS

[Study: More NYers call themselves ‘boss’](#)

Crain's New York Business, by Thornton Mcenery, November 10, 2014

City job programs not reaching small business, report finds

Crain's New York Business, by Will Bredderman, October 23, 2017



CENTER FOR AN URBAN FUTURE

120 Wall Street, 20th Floor, New York, NY 10005

cuf@nycfuture.org © All Rights Reserved.