



Data - March 2014

Data from Caution Ahead

Charts and tables from our Caution Ahead report which found that while Superstorm Sandy focused much-needed attention on key pieces of New York City's infrastructure, the city faces a number of other infrastructure vulnerabilities that have little to do with storm-preparedness—from aging water mains and deteriorating roads to crumbling public schools. If left unchecked, they could wreak havoc on the city's economy and quality of life.

image not readable or empty
images/covers/Caution-Ahead-Info.jpg

Road Conditions by Borough

Borough	% of Street Lanes in "Poor" or "Fair" Condition
Manhattan	42.7%
Staten Island	40.1%
Bronx	34.0%
Queens	29.7%
Brooklyn	27.2%

Worst Street Conditions in NYC, By Community Board

Community Board	% of Street Lanes in "Poor" or "Fair" Condition
Manhattan 9	65.9%
Manhattan 11	53.0%
Manhattan 1	48.8%
Manhattan 3	46.4%
Manhattan 8	43.4%
Staten Island 2	43.4%
Brooklyn 13	43.2%
Bronx 10	42.6%
Manhattan 6	42.0%
Queens 2	40.7%






Image not readable or empty
/images/uploads/Caution-Ahead-03-Highway-Lanes-Rated-Fair-or-Poor.png



NYC Highways With the Lowest Surface Rating

Route	Borough	Mileage	Surface Rating
Route 25A	Queens	12.42	6.0
Korean War Veterans Parkway	Staten Island	4.63	6.0
Moshulu Parkway	Bronx	3.11	6.0
Pelham Parkway	Bronx	2.28	6.0
Route 24	Queens	1.92	6.0
Shore Front Parkway	Queens	1.58	6.0
Cross Bay Parkway	Queens	0.33	6.0
Jackie Robinson Parkway	Queens	4.9	5.8

Route 22	Bronx	0.36	5.0
----------	-------	------	-----

New York’s “Structural Deficient” Bridges, 2012				
	Average Year Built	Average Condition Rating	# Structurally Deficient	% Structurally Deficient
Bronx	1942	4.8	52	16%
Brooklyn	1947	5.1	33	14%
Manhattan	1942	4.7	31	13%
Queens	1960	5.1	43	9%
Staten Island	1963	5.2	3	2%
Total	1951	5.0	162	11%

Bridge Condition, by Owner			
Owner	Average Year Built	# Structurally Deficient	% Structurally Deficient
NYCDOT	1934	85	14.2%
NYSDOT	1965	64	10.5%
MTA	1952	11	10.1%
PA	1965	2	1.8%

NYC’s Most Congested Subway Station Entryways, Riders per Entrance					
Station	Borough	Line	Ridership	Entrances	Riders per Entrance
Parkchester	Bronx	6	4,687,402	1	4,687,402
Canarsie-Rockaway Pkwy	Brooklyn	L	3,920,243	1	3,920,243

8 Av	Brooklyn	N	3,559,576	1	3,559,576
72 St	Manhattan	1-2-3	13,043,031	4	3,260,758
Newkirk Plaza	Brooklyn	B-Q	3,021,079	1	3,021,079
System			1,654,582,265	1,861	889,082

Age and Condition of JFK Cargo Facilities			
Status	# of Buildings	Average Year Constructed	Square Feet
Total	33	1973	6,128,879
Viable	13	1994	2,258,433
Nonviable	20	1961	3,870,446

Average Age of NYC’s Utilities Infrastructure		
	Miles	Age
Gas Mains	6,362	56
Sewage Mains	6,437	84
Water Mains	6,785	69
Overhead Electric Cable	18,245	-
Underground Electric Cable	86,977	-
Steam Pipes	105	60

NYC Electrical System: Service by Overhead Wires vs Underground Cables		
	Overhead Wire	Underground Cable

Bronx	2,679	10,901
Brooklyn	3,552	27,317
Manhattan	-	21,216
Queens	6,995	24,795
Staten Island	5,019	2,748
Total	18,245	86,977

Leaky Pipes: Percent of Water Unaccounted for by Borough, 2011

	Distribution(Million Gallons per Day)	Consumption (Million Gallons per Day)	% Unaccounted For
Manhattan	334	258	23%
Bronx	203	138	32%
Brooklyn	298	205	31%
Queens	197	171	13%
Staten Island	46	42	9%
NYC	1,078	814	24%

Location of Active Sewage Overflows into New York Harbor, By Severity (Type 1 = Most Severe)

Type of Outfall	Staten Island	Brooklyn	Queens	Manhattan	Bronx	Total
Tier 1	0	3	6	0	4	13
Tier 2	0	6	6	0	3	15
Tier 3	2	7	9	15	10	43





Image not readable or empty

/images/uploads/Caution-Ahead-06-New-and-Replaced-Water-Mains-per-Year.png


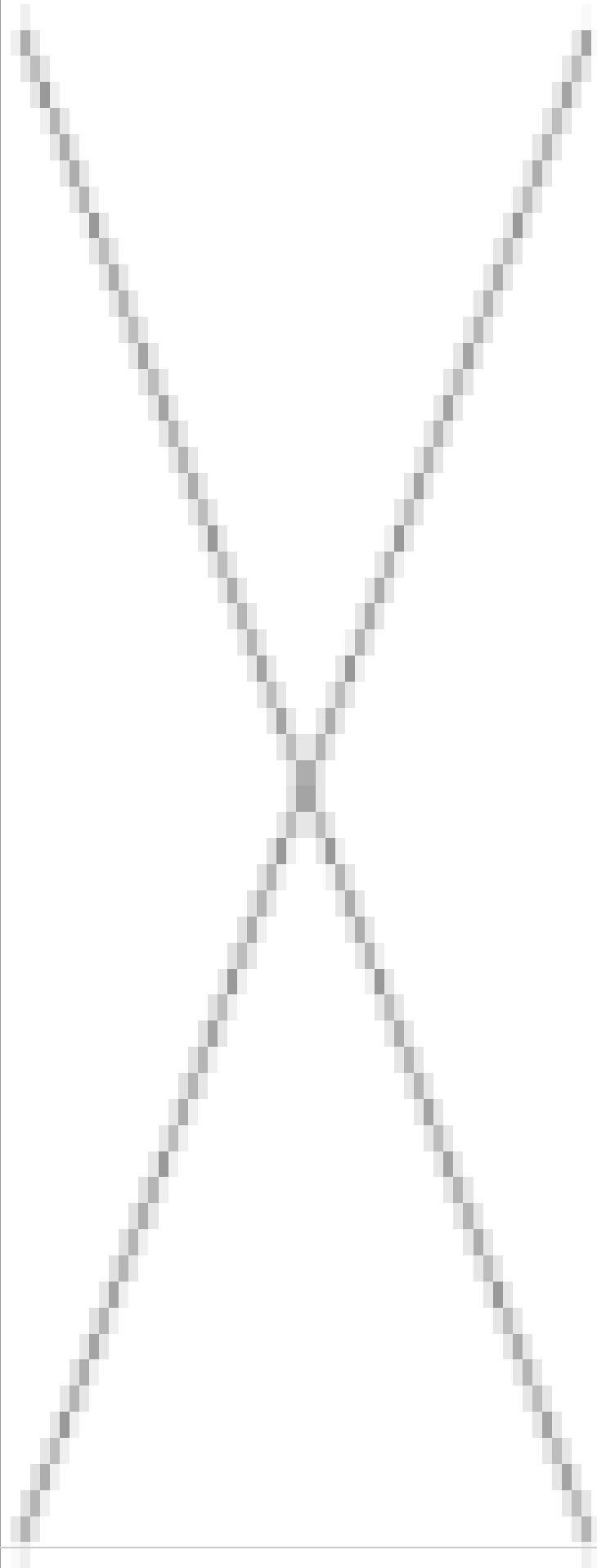
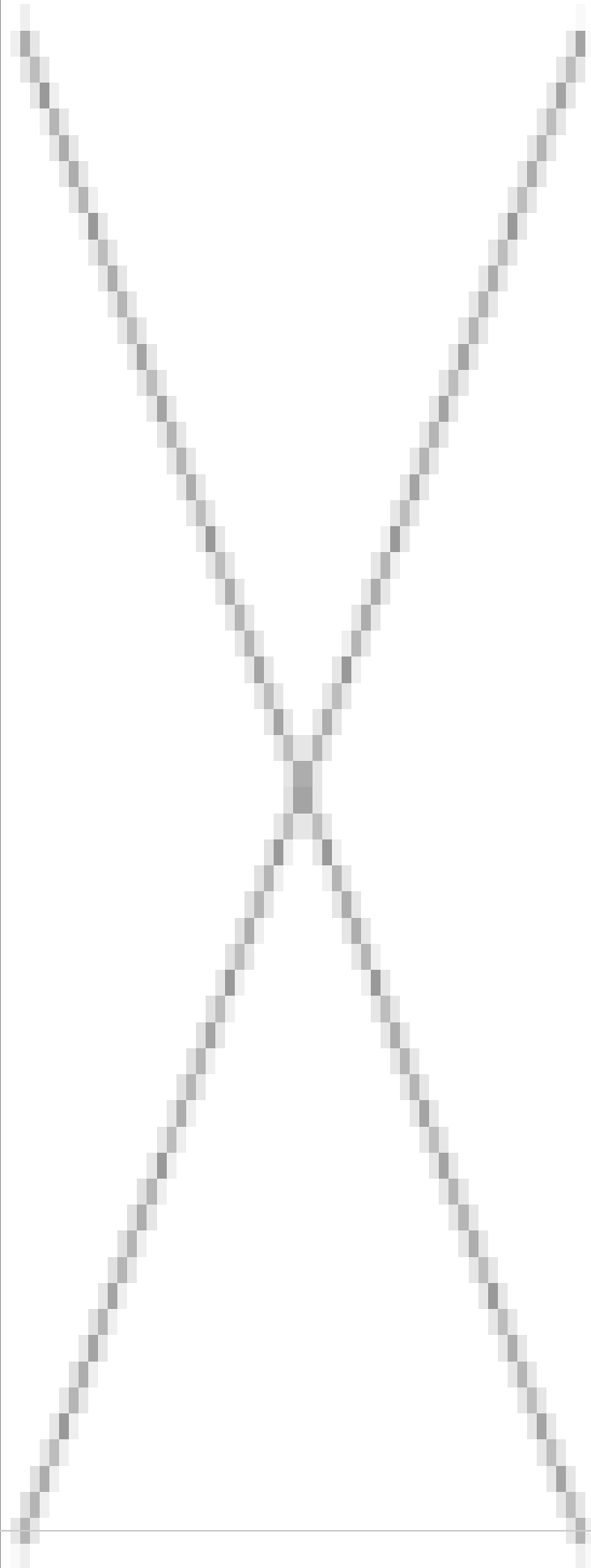


image not readable or empty
/images/uploads/Caution-Ahead-07-Sewage-Pipe-Inventory-by-Year-of-Installation.png








Aging Public Buildings and Spaces		
	Number of Buildings	Average Year Built
HHC Hospital Buildings	103	1957
CUNY Buildings	295	1961
DOE School Buildings	1,179	1948
NYPD Precinct Houses	49	1952
City-Owned Court Buildings	23	1943
DHS Homeless Shelters	55	1943

NYCHA Developments	2,596	1963
--------------------	-------	------



Repairing Aging Schools: Capital Needs vs Funding Committed, by Borough				
Borough	Average Year Built	Capital Needs FY2014-17	Dollars Committed	% Committed
Bronx	1953	\$253,638,400	\$39,648,464	16%
Brooklyn	1942	\$466,260,300	\$71,403,022	15%
Manhattan	1947	\$234,655,800	\$52,106,135	22%
Queens	1951	\$258,427,400	\$43,563,789	17%
Staten Island	1949	\$75,681,400	\$13,497,652	18%
Grand Total	1948	\$1,290,484,600	\$220,219,062	17%




NYCHA Capital Needs, By System (2011-2016)	
Category	Building System
Apartment	\$7,589,395,862
Architectural	\$6,702,844,647
Electrical	\$217,035,495
Mechanical	\$1,171,173,158
Building Grounds	\$892,498,929
Total	\$16,572,948,091

Development	Borough	Score
Butler	Bronx	39
Red Hook I (East)	Brooklyn	42
Morrisania	Bronx	44
Lower East Side II	Manhattan	46
Murphy	Bronx	46
Albany I & II	Brooklyn	47
Van Dyke I	Brooklyn	48
Castle Hill	Bronx	49
FHA Repossessed Houses V	Queens	50
Andrew Jackson	Bronx	51

NYCHA Developments with Greatest Façade Needs (2011-2016)		
Development	Borough	Capital Needs
Pomonok	Queens	\$124,375,134
Ravenswood	Queens	\$108,482,664
Breukelen	Brooklyn	\$96,795,137
Williamsburg	Brooklyn	\$93,880,399
Queensbridge South	Queens	\$89,341,132
Marcy	Brooklyn	\$88,494,261
Edenwald	Bronx	\$80,770,819
Queensbridge North	Queens	\$73,497,817
Castle Hill	Bronx	\$72,118,946
Sotomayor	Bronx	\$70,885,992

Patterson	Bronx	\$70,002,441
-----------	-------	--------------



CUNY Deferred Capital Maintenance by Institution (millions of dollars)			
Institutions	2007 Backlog	2012 Backlog	Difference
Baruch College	58.0	36.0	(22.0)
Brooklyn College	136.1	245.9	109.8
City College of New York	337.5	438.4	100.9

CUNY School of Law	11.1	9.1	(2.0)
The Graduate Center	0.0	0.0	0.0
Hunter College	220.8	271.7	50.9
John Jay College of Criminal Justice	51.0	85.2	34.2
Lehman College	34.8	31.7	(3.1)
William E. Macaulay Honors College	2.1	4.0	1.9
Medgar Evers College	50.2	78.9	28.7
NYC College of Technology	134.5	105.9	(28.6)
Queens College	147.1	243.3	96.2
College of Staten Island	49.5	61.9	12.4
York College	38.5	135.0	96.5
Senior College Subtotal	1271.2	1747.0	475.8
Borough of Manhattan Community College	65.2	85.2	20.0
Bronx Community College	100.6	175.4	74.8
Hostos Community College	29.4	23.9	(5.5)
Kingsborough Community College	29.6	43.6	14.0
LaGuardia Community College	154.8	233.5	78.7
Queensborough Community College	85.9	169.2	83.3
Community College Subtotal	465.5	730.8	265.3
Grand Total	1736.7	2477.8	741.1

Parks Department Seawalls			
Borough	Capital Needs FY2014-17	Total Committed	% Committed
Bronx	\$7,341,900	\$1,908,181	26%
Brooklyn	\$6,753,000	\$0	0%

Manhattan	\$15,893,700	\$6,409,931	40%
Queens	\$7,432,100	\$272,852	4%
Staten Island	\$6,295,700	\$134,964	2%
NYC	\$43,716,400	\$8,725,928	20%

City Shelters in Need of Repair

	Buildings	Average Year Built	Capital Needs FY2014-17	External Architecture	Sum of Dollars Committed	Percent Funded
Bronx	12	1957	\$5,889,000	\$2,319,600	\$3,486,593	59%
Brooklyn	21	1937	\$12,738,300	\$4,440,900	\$326,491	3%
Manhattan	16	1933	\$30,650,300	\$16,223,000	\$3,714,429	12%
Queens	5	1962	\$953,800	\$449,900	\$210,967	22%
Staten Island	1	1937	\$48,700	\$0	\$0	0%
NYC	55	1943	\$50,280,100	\$23,433,400	\$7,738,480	15%

City Courthouses with the Largest Funding Gaps


Court	Built	Capital Needs FY2014-17	Dollars Committed	Funding Gap
Manhattan Criminal Courts Building	1938	\$10,043,900	\$477,908	\$9,565,992
Bronx County Courthouse	1933	\$5,541,000	\$1,148,788	\$4,392,212
Bronx Hall of Justice	2003	\$3,173,800	\$0	\$3,173,800
Manhattan Supreme Court	1925	\$3,234,500	\$573,424	\$2,661,076
Queens Criminal Courts	1961	\$3,074,200	\$866,501	\$2,207,699
Queens Civil/Housing Court	1997	\$2,097,100	\$0	\$2,097,100

City Courthouses in Need of Repair

Borough	Average Year Built	Courts Surveyed	Capital Needs FY2014-17	Dollars Committed	Funding Gap
Bronx	1978	4	\$19,757,400	\$11,714,108	\$8,043,292
Brooklyn	1941	3	\$7,647,800	\$5,142,016	\$2,505,784
Manhattan	1926	7	\$20,886,700	\$5,217,697	\$15,669,003
Queens	1955	5	\$8,178,600	\$2,429,025	\$5,749,575
Staten Island	1927	4	\$1,186,900	\$112,733	\$1,074,167
Grand Total	1943	23	\$57,657,400	\$24,615,579	\$33,041,821

Rikers Island Jails with over \$10 million in Repair Needs			
Rikers Facility	State of Good Repair Needs	Dollars Committed 2014-2018	Percent Funded
Anna M. Kross Center	\$22,951,400	\$216,891	1%
Eric M. Taylor Center	\$57,495,300	\$3,589,889	6%
George Motchan Detention Center	\$10,708,000	\$376,556	4%
James A. Thomas Center	\$34,544,000	\$0	0%
Otis Bantum Correction Center	\$14,188,900	\$11,087,382	78%
Robert N. Davoren Center	\$60,292,100	\$9,832,843	16%
Rose M. Singer Center	\$12,312,300	\$5,201,548	42%
West Facility	\$12,600,700	\$3,504,700	28%


Image not readable or empty
/images/uploads/Caution-Ahead-13-City-of-New-York-Capital-Spending.png




Estimated Capital Needs and Funding Gap at 18 City Agencies

Agency	Capital Needs FY2014-17	Dollars Committed	Funding Gap
Department of Education	\$1,316,169,000	\$224,484,914	\$1,091,684,086
Department of Transportation	\$3,192,417,000	\$2,402,590,000	\$789,827,000
Dept. of Parks and Recreation	\$471,151,000	\$81,225,000	\$389,926,000
Department of Correction	\$292,502,000	\$45,151,000	\$247,351,000
Dept. of Small Business Services	\$229,592,000	\$13,623,000	\$215,969,000
Health and Hospitals Corporation	\$282,014,000	\$97,329,000	\$184,685,000
Department of Sanitation	\$109,867,000	\$20,296,000	\$89,571,000
Dept. of Citywide Admin. Services	\$129,929,000	\$40,550,000	\$89,379,000
Department of Cultural Affairs	\$85,267,000	\$25,212,000	\$60,055,000
Department of Homeless Services	\$50,280,000	\$7,738,000	\$42,542,000

Police Department	\$59,708,000	\$24,500,000	\$35,208,000
Fire Department	\$18,585,000	\$3,337,000	\$15,248,000
Dept. of Health & Mental Hygiene	\$17,138,000	\$2,771,000	\$14,367,000
Human Resources Administration	\$9,145,000	\$1,436,000	\$7,709,000
Department for the Aging	\$1,528,000	\$292,000	\$1,236,000
Division of Youth & Family Justice	\$1,117,000	-	\$1,117,000
Admin. for Children's Services	\$1,053,000	-	\$1,053,000
Taxi & Limousine Commission	\$1,289,000	\$1,289,000	-
Total	\$6,268,751,000	\$2,991,823,914	\$3,276,927,086





	Original Project		Current Projection	
Project	Estimated Cost (in millions)	Completion Schedule	Estimated Cost (in millions)	Completion Schedule
South Ferry Terminal	\$420	April 2009	\$541	February 2011
Fulton Street Transit Center	\$750	July 2009	\$1,400	June 2014
Flushing Line Extension	\$1,900	June 2013	\$2,153	June 2014
Second Avenue Subway	\$3,800	June 2014	\$4,500	December 2016
East Side Access	\$6,300	August 2014	\$10,000	2021

RELATED PRESS

[East Harlem Building Explosion Highlights City's Aging Infrastructure](#)

DNAinfo, by Jeff Mays, March 14, 2014

[Queens' highways, streets in bad shape: Study](#)

Queens Times Ledger, by Philip Newman, March 24, 2014

[Here's a way to prevent gas explosions and help the climate too](#)

Grist, by Ben Adler, March 13, 2014

[More than half of city's worst roads located in Queens: Report](#)

Queens Times Ledger, by Philip Newman, March 13, 2014

[Una Infraestructura en crisis en NYC](#)

El Diario, by Gamaliel Ramos, May 03, 2014

[NYC Is Falling Apart, and That's OK](#)

Gizmodo, by Kelsey Campbell-Dollaghan, March 11, 2014

[Deadly New York Explosion Highlights Urgent Need To Fix City's Crumbling Gas Lines](#)

Huffington Post, by Chris Kirkham and Saki Knafo, March 13, 2014

[Where are New York City's gas mains located?](#)

The New York World, by Wilder Fleming, March 14, 2014

[Deadly gas leaks and aging pipes are growing problem in New York City](#)

New York Daily News, by Greg B. Smith, March 15, 2014

[Report: Cuomo and de Blasio need to focus more on city infrastructure](#)

Capital New York, by Dana Rubinstein, March 11, 2014

NYC Infrastructure Repairs Could Cost \$47B Over 5 Years

Law360, by Linda Chiem, March 11, 2014

Councilman Says Explosion Exposes ‘Dire Need’ for Infrastructure Improvements

New York Observer, by Colin Campbell, March 12, 2014

More Details on East Harlem’s Tragic Building Collapse

Curbed, by Zoe Rosenberg, March 12, 2014

Up Close: NYC Infrastructure

ABC, by Diana Williams, March 17, 2014

Dear America, Please Fix Your Crappy Infrastructure

Fast Company, by Shaunacy Ferro, March 14, 2014

Rescue workers reach basement of NYC blast site

Al Jazeera America, March 15, 2014

Op-ed: Rep. Charles Rangel: For Too Long, Congress Has Ignored Infrastructure

TIME, by Rep. Charles Rangel, March 14, 2014

Analyzing New York’s Aging Infrastructure

Metrofocus | THIRTEEN, by Marisa Wong, April 30, 2014

Aspirin for NYC’s growing pains

New York Daily News, by Josh Robin, August 11, 2014

Six scary facts about New York City’s ancient gas lines

Fusion, by Rob Wile, March 26, 2015

Early dismissal for some schools Wednesday due to excessive heat

ABC New York, by A.J. Ross, September 09, 2015

Op-Ed: What New York (and Other Cities) Can Do to Fix Their Aging Infrastructure

Next City, by Adam Forman, March 11, 2014

Video: Bursting at the Seams

Bond Buyer, March 11, 2014

Gas Infrastructure Is Falling Apart in Cities Around the Country

Slate, by Lily Hay Newman, March 12, 2014

Deadly building explosion puts focus on NYC's aging infrastructure

Christian Science Monitor, by Harry Bruinius, March 12, 2014

New York explosion exposes nation's aging and dangerous gas mains

CNN, by Ray Sanchez, March 17, 2014

Harlem gas explosion highlights aging nationwide infrastructure

CBS, by Michelle Miller, March 14, 2014

Harlem tragedy sheds light on old infrastructure

Crain's New York Business, by Thornton McEnery, March 13, 2014

Urban Future report highlights NYC's infrastructure deficit

2nd Ave. Sagas, by Benjamin Kabak, March 12, 2014

Op-ed: This is no time to cut road funding

Crain's New York Business, by Daniel Garodnick, May 02, 2014

Council Looks at Economic Impact of City's Inadequate Infrastructure

Gotham Gazette, by Samar Khurshid, November 04, 2014

Bill de Blasio Is Just Getting Started

The Nation, by Eric Alterman, January 26, 2015

Brooklyn Blast Reminder of Ordinary Things That Can Cause Deadly Gas Explosions

Epoch Times, by Amelia Pang, October 06, 2015

NYC's Aging Infrastructure Could Be Dangerous, Says Report

Epoch Times, by Kristina Skorbach, March 11, 2014

Report: Price Tag To Repair NYC Infrastructure Is \$47 Billion

WCBS 880, March 11, 2014

Why New York City Streets Keep Exploding, and You Can't Predict Where's Next

The Wire, by Philip Bump, March 12, 2014

Editorial: Gas explosion is a wake-up call

amNewYork, March 12, 2014

Too Soon for Answers in Harlem

City Journal, by Nicole Gelinas, March 14, 2014

New York's dangerously old public infrastructures

The Guardian, by Raya Jalabi, March 14, 2014

Guests on The Infra Blog: Jonathan Bowles & Adam Forman of the Center for an Urban Future

InfrastructureUSA, by Steve Anderson, March 18, 2014

How co-ops and Con Ed are transforming Riverdale

The Riverdale Press, by Shant Shahrigian, April 24, 2014

Amtrak weighing development of massive Queens rail yard

Capital New York, by Ryan Hutchins, October 23, 2014

Fix Water Mains, Improve Transit

Gotham Gazette, by Peter Peyser, April 28, 2015

Report: \$47B to Fix N.Y. City Infrastructure

Bond Buyer, by Paul Burton, March 11, 2014

Gone to potholes: Morningside Heights and West Harlem worst nabes in the city for poor road conditions

New York Daily News, by Michael J. Feeney and Beth Stebner, March 11, 2014

Derrumbe de dos edificios en el barrio latino de Harlem tras una explosión

El Pais, by Sandro Pozzi, March 12, 2014

Explosion in Harlem: how does a gas leak turn a building into rubble?

The Verge, by Arielle Duhaime-Ross, March 12, 2014

Op-ed: New York City Is Crumbling

TIME, by Adam Forman, March 13, 2014

New York building collapse death toll rises as search for victims continues

The Guardian, by Amanda Holpuch, March 13, 2014

8th Body Found in Rubble From East Harlem Explosion

New York Magazine, by Brendan O'Connor, March 14, 2014

New revenue streams needed to fix city's infrastructure, experts say

amNewYork, by Dan Rivoli, April 23, 2014

Why infrastructure matters: Rotten roads, bum economy

Washington Examiner, by Robert Puentes, January 19, 2015

Turf Wars Hinder Transit and Transport in New York

The Bond Buyer, by Paul Burton, May 19, 2015

City's infrastructure repair pegged at \$47B

Crain's New York Business, by Thornton McEnery, March 11, 2014

Report: New York City's infrastructure needs \$47 billion in repairs

amNewYork, by Dan Rivoli, March 12, 2014

Usa: esplosione a Manhattan, crollano due edifici: due morti e 24 feriti

la Repubblica, March 12, 2014

Blast levels two New York buildings; at least two dead

The Globe and Mail, by Joanna Slater, March 12, 2014

Revelan imágenes de cámara de seguridad sobre explosión en NY

Univision, March 15, 2014

Tragedy Exposes N.Y. City Infrastructure Woes

Bond Buyer, by Paul Burton, March 21, 2014

Panel: NYC Electeds Need to Get Serious About Funding Infrastructure

Streetsblog, by Stephen Miller, April 23, 2014

Massive Blizzard Exposes How Decrepit New York City's Infrastructure Is

ThinkProgress, by Alan Pyke, January 26, 2015

Can Wall Street-Friendly, Overly-Cautious Chuck Schumer Lead the Senate?

New York Observer, by Ross Barkan, May 26, 2015

NYC facing \$47-billion repair bill

Real Estate Weekly, by Konrad Putzier, March 11, 2014

City needs \$50B for infrastructure: study

New York Post, by Rebecca Harshbarger, March 12, 2014

Experts Discuss Report About City's Crumbling Infrastructure

NY1's Inside City Hall, March 11, 2014

Natural gas infrastructure a concern in Utah too

Standard-Examiner, by Andreas Rivera, March 12, 2014

Our Aging and Dangerous Urban Infrastructure

Huffington Post, by Steven Cohen, March 17, 2014

Blast exposes need to fix aging infrastructure

Crain's New York Business, by Thornton McEnery and Emily Laermer, March 16, 2014

Without Action From Cuomo, Subways Doomed to Endless State of Disrepair

Streetsblog, by John Petro, March 14, 2014

Congestion pricing plan gains actual momentum

Capital New York, by Dana Rubinstein, March 20, 2014

Obama's Infrastructure Plan Could Boost Aging NYC

WFUV, by Jeff Coltin, February 02, 2015

New York's Public School Students Sweat Out the End of the Semester

New York Times, by Noah Remnick, June 23, 2015

Report: Staten Island roads in grim shape as city needs \$47 billion infrastructure boost

Staten Island Advance, by Jillian Jorgensen, March 11, 2014

NYC necesita \$47,000 millones para arreglar infraestructura

El Diario, by Joaquín Botero, March 12, 2014

Report: NYC Infrastructure Is Crumbling

Gothamist, by Rebecca Fishbein, March 12, 2014

America's Gas Infrastructure Is Getting Dangerously Old

TIME, by Katy Steinmetz, March 12, 2014

East Harlem Explosion Sheds Light on City's Aging Infrastructure

NY1, by Bobby Cuza, March 13, 2014

The Leakiest Gas Pipes In The Nation

WNYC, by Robert Lewis, March 20, 2014

Op-ed: Our old infrastructure imperils housing push

Crain's New York Business, by Denise Richardson, June 01, 2014

Opinion: A Fast-Track Plan to Upgrade New York's Crumbling Infrastructure

The Observer, by Ted Randall, February 18, 2015

NY ignores infrastructure at its peril

amNY, by Liza Featherstone, August 20, 2015

Report: Our Infrastructure is Really Not Great

WNYC's The Brian Lehrer Show, March 11, 2014

City needs almost \$50B in infrastructure repairs: report

The Real Deal, March 11, 2014

Harlem Tops List of Neighborhoods With Streets in Bad Shape

DNAinfo, by Jeff Mays, March 12, 2014

Explosion prompts a call for infrastructure spending

Capital New York, by Dana Rubinstein, March 12, 2014

Aging Park Avenue Gas Pipe Eyed as Possible Cause of Explosion

Wall Street Journal, by Andrew Tangel, March 12, 2014

Op-ed: The city, crumbling beneath our feet

New York Daily News, by Errol Louis, March 13, 2014

Explosion a Reminder of NYC's Aging Infrastructure

Associated Press, by David Crary, March 13, 2014

Video: Aging NYC: Uncovering the hidden dangers below, above and around us

PIX11, by Narmeen Choudhury, May 09, 2014

New Protocol Will Put FDNY on All Gas Leak Calls

NY1, by Josh Robin, June 18, 2014

Injuries as buildings collapse after blast at New York's East Village

CNN, by Ray Sanchez, March 27, 2015

#AskVinSI: How does the city plan its road paving schedule?

Staten Island Advance, by Vincent Barone, September 02, 2015



CENTER FOR AN URBAN FUTURE

120 Wall Street, 20th Floor, New York, NY 10005

cuf@nycfuture.org © All Rights Reserved.